



# Composite Doors

Behind that rather scientific-sounding name, you'll find the latest technology and design in doors. And when you're indoors you'll enjoy loads of style, strength and security.

Lets get personal now. How your door looks is up to you. Like traditional-style or contemporary? You can choose from twenty styles in seven colours. Keep looking – we've got three finishes of door furniture and a beautiful range of glass too.

We like to keep our technicians busy. And you safe. So we've tested our doors to the very limit. Against extreme weather, extreme attack – and extremely over-enthusiastic visitors. And wannabe burglars are going to hate all those high-tech security features.

All the information in this book is provided for guidance only and is given in good faith, but without warranty or guarantee of any kind, whether implied or expressed.

# Don't compromise... go composite




We don't believe in compromising on quality.

We've brought together materials to give you the very best in strength, easy maintenance, security, and weather resistance. Oh – and great looks as well.

Our composite door is thick – but it's also very smart. In fact it's 44mm thick (compare that to conventional pvc panel doors at 28mm). And powerful too, thanks to its super-strong structure.

A structural frame and up-to-the-minute hardware makes our composite door even more secure. Its GRP finish means you'll be secure in all weathers. And enjoying great looks for years to come.









# What is the difference?

## Boast a timber grain effect

Someone clever once said that quality is in the detail. So what does that tell us about plain, white polystyrene-filled panel doors? The timber effect grain of one of our doors gives a rich, classic style to your house – and a very warm welcome home. Now that is clever.

## Don't discolour with time

"I'd like a bright white door now, and then I would like it to go a kind of tired mustard, off brown colour after a couple of years" has never been asked for but often given with PVC panel doors. The GRP skins mean you will keep the colour you originally asked for..

## Darkwood colour

The new woodgrain door is really GRP....honestly! After months of development our two tone 'Dark Wood' door complements both mahogany or a cherrywood foil frame. This woodgrain door is guaranteed to give this unique 'is it real' look for a decade.







## Solid framed and 1.7 inches thick

What's in a door? Well, as you can see, there's not very much at all between you and the outside world with a conventional PVC panel door. Our doors have a solid edge – to help keep you and your castle super-secure.



## Don't rely on visible gasket seals

I've always dreamt of having a white front door with unattractive black rubber rings around it." If that's the look you want for your home exterior – help yourself to a conventional white PVC door. Prefer great looks with the technical bits tucked away? - "I'd love a Composite Door please."



## Available in a variety of colours

Would you like your living room or your kitchen to look the same as everyone else's? We thought not. But with PVC panel doors this limited choice comes as standard for the exterior of your home. Express your style with our wide selection of colour options.



The world's favourite lock

# fitted as standard

Security is... being able to relax. Knowing your home is protected by a lock with a reputation built up through one hundred years of manufacturing and trusted in more than 120 countries across the world.. Every Door-Stop door comes with Yale locks, keys and furniture. For added peace of mind, whether you're at home or not.



## Police Approved

If anyone knows about security, it's the Police. Our Secured by Design upgrade meets their national standard for safer homes. It's not only Police-approved - it's recognised by many insurance companies. So as well as enjoying an added sense of safety, you could get a discount on your home insurance cover, too.



# Extra security: Safe as houses

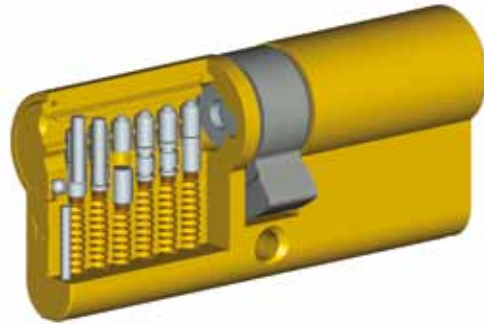
Anti-Bump

Anti-Pick

Anti-Drill

Anti-Snap

Anti-Extraction



Inside and out, our doors are made to the highest standard. We're the only manufacturer to fit the Kitemarked Yale locking system on every door we make. You can relax, knowing your home is protected from burglars targeting the average lock.

Our locks feature a cylinder which is impossible to bump or break. All tested to the latest BS EN 1303:2005 security standards, recognised as a security asset by insurance companies.



# Test for the best

We don't think creating our composite door is only about choosing the best quality materials.

Or including the highest standard features.

Or providing beautiful decorative fittings.

We think creating a truly great front door is about putting our ideas to the test. Again and again. Under strict scientific conditions.

So we spend a lot of time thinking about what your door goes through. We haven't quite written its life story - but we have thought about the wear and tear it puts up with all day, every day. The bangs, the knocks and the day the new sofa got stuck.

And because we know not every admirer of your home has good intentions we asked the BSI to pretend to be burglars. Short of dressing up with stripey jumper and swag bag, they try the security of your door with crow bars, sledge hammers, credit cards and other tools of destruction. Then they swing a 30 kg ball into the door in nine different places to check it will stand up to shoulder barge.

We've tested the security and durability of our composite door again and again.

Our lock got the Kitemark - so you'll give it top marks.






# Electronic door bell/viewer

It's good to know who's on your doorstep. With the electronic door viewer from security specialists, Yale and you'll see exactly who's calling, day or night. Stay protected from the unexpected with live images of visitors at the front door and an easy-to-see internal screen. The viewer even saves time stamped images of people who call when you're out!

## Features

- View live images of who is at the door
- Built in L.E.D. for assisted night viewing
- Images stored on optional SD memory card
- Date and time stamp, so you see when visitors called
- Includes long-life rechargeable battery & charger
- Simple installation
- Robust, weather resistant metal construction
- Wide 90 degree viewing angle
- Yale installation helpline available





*exclusively from Door-Stop*

What happens when you combine Door-Stop's door manufacturing expertise with the know-how of world famous lock makers, Yale? You get an exclusive asset to your home security.

Welcome to the Keyfree electronic lock from Yale, available only from Door-Stop. It's the first lock from Yale that allows you to access your home using a personalised PIN code or remote fob. Every single feature has been designed to make life easier – and maintain your security to the standard you expect from Door-Stop.

Hands full at home? All our expertise has gone into making the lock hands free and hassle free. So you get exceptional convenience without compromise to your security.



Wirefree



Alarmed Unit



Remote Locking



Multi PIN





# Wirefree alarm for better protection

Every feature of the Keyfree electronic lock has Yale's specialist security knowledge built in. Not only will the lock's 80-decibel alarm sound if the handle detects vandalism or damage, but the system is also an independently powered unit. So there are no wires, no complicated set up - and no need to call an electrician in an emergency! And even without power, you have two fail-safe entry methods. Not surprising for a product from the makers of the world's favourite lock.

## A higher standard of security

Inside or out, Yale Key-Free puts you in control. Leaving the house or coming home? The lock automatically latches every single time, keeping your home completely secure. When you do want to go out, all you have to do is turn the handle to unlock your door. You could call that smart. We call it simple - the easy answer to exceptional home security.

### Features

- Remote access
- Multi PIN user
- Wirefree (no need to call an electrician)
- Built in 80 decibel tamper alarm
- Automatic latching
- Two failsafe options



# BSI boot camp for doors

It's not a temple.

Yes, your new door does look beautiful, but it also has to live your life. If you were going to interview a door for the job you'd probably ask whether it had experience in coping with regular scrapes, knocks and bangs, if it was fully safety and security accredited – and most importantly, whether it was prepared for trial by small child.

OK – we don't organise job interviews or X Factor-style auditions for our inward opening doors. That would just be strange. But we do the next best thing with the support of the most exacting people out there, the British Standards Institution.

Call it boot camp for doors. They don't shout at the doors until they cry, but they do demand to know 'Are you fit for purpose?' in their BS6375 test. That involves opening and closing the door 50,000 times – because they're obsessed with the quality of those hinges. And making sure you can use your door for years - and years - to come.

They think of all the ways your door could be tested and tricked in its career in your home. And then they put them into action. Like checking if your door will open with a child swinging from the handle (minus the real child in the tests, of course). Or placing a toy in the way of the door to see how it copes under pressure.

But boot camp's only just begun. Those strict BSI people do full weather testing. And security testing. And more security testing (PAS024). Because they're particularly obsessive, they test every feature of the door.

At the end of boot camp, your door is awarded with one of the BSI's highest accolades, a BS6375 & PAS024 award. That proves your door is ready to live your life – and keep you safe and secure.

Going for an upgrade to flag hinges? This one earns a BSI Kitemark after withstanding all the same demanding BS6375 and PAS024 tests. No marching orders - just a door that's ready for action.







# Home and dry

Showers...storms...drizzle...We hate to break it to you, but the average rainfall in the UK is between 700mm a year in East Anglia and 3,000mm a year in the Scottish Highlands\*.

That's a lot of potential for leaks, puddles or even worse.

But we've designed our doors to withstand even the heaviest downpour.

The doors are tested by the BSI by spraying six litres of water every minute directly at the door in their test chamber. That's a serious amount of rain.

So even when it's cats and dogs out there, your door will keep you snug and dry.

*Watertightness: Tested in accordance  
with BSEN 1027: 2000*

*Air permeability: Tested in accordance  
with BSEN 1026: 2000*

*Wind resistance: Tested in accordance  
with BSEN 12211: 2000*

\*Meteorological Office Statistics







# For when it's definitely not kite flying weather

We can't tell you what's going to happen next. But we can make sure your door is fully protected against extreme weather conditions. Our doors are tested in a pressurised chamber to simulate gusting winds. The tests start at 500 Pascal – 63 miles an hour. Then the BSI turned those gusts up to the equivalent of 80 miles an hour (800 Pascal). That's stronger than a hurricane.

But we weren't quite content with that though. Because we want our doors to be fully prepared - like the Boy Scouts. So we took our in house test rig to over 100 miles an hour. The door remained unchanged!

We're not psychic. But we can predict your composite door will keep you protected in all weathers.







# Over the threshold

A door is much more than just a door.

It's the entrance to your own castle - minus the moat and drawbridge. It's your threshold to peace and quiet - or fun and frolics. It's a very welcome sign that the day is over and it's time to switch off.

We want to make sure you can get into your castle as easily and safely as possible. So we've designed our door with a very little step. That means easy access to your pad.

And once you're on the sofa, with the remote control safely in your hand, you'll stay cosy. Because our door's smart thermal break feature will stop the cold getting into your castle.

*Available in three colours:  
gold, chrome and black.*

*Part M compliant*

# Don't replace, reglaze

Life is full of surprises.

Like your other half suddenly hankering for a new look front door.

Or the glass in your door getting broken in the neighbours' kids' weekend ballgame.

But you can be sure that with our patented reglazable cassette system changing the glass does not mean replacing the door, for whatever reason.

We've made it easy to reglaze without any impact on the door or the cassette. In the event of the unexpected, the glass units simply break down and go misty. So no drama, no fuss and no brand new door required.

Our cassette is also colour injection moulded to match your door – and fully accredited to tough BS:EN 6375 and PAS24 security standards.

Keeping your door safe and stylish. Whatever life throws at it.



# Letterplate: Postie's choice

Think of the biggest, fattest Sunday paper.

You know – the one that's giving your paperboy biceps.

It's no match for our top of the range letter plate. Its super-strong frame and flap are both solid dye cast metal. The nylon brush inside stops the drafts and we seal your letter plate twice to make sure it will stand up to any wind and rain.

The flap is fully sprung loaded - so it closes perfectly every time. And it opens to 180 degrees. Which means even big packets and your favourite Sunday paper will post through easily.

The postman won't ever need to ring.



*Salt Spray tested to 240 hours*









# Eco-Friendly

We've always been ahead when it comes to taking responsibility for the planet.

From day one we chose to use a calcium zinc based compound in the extrusion of the door frame (which we make in different lengths to avoid waste) because it's much kinder to the planet than lead based additives.

The door's inner rigid foam system is completely, utterly, one hundred percent CFC-free.

## Carbon footprint

And we've taken big steps to reduce our own carbon footprint too. Door-Stop doors are made right here in the UK, unlike the products of other door companies. And we carefully plan and all our delivery routes to cut down the amount of fuel we use.

Other manufacturers look at our doors and go green with envy - we're just greener.





# Your door, your U value

Imagine if you could see how great your Door-Stop door was at saving you energy. Now you can.

Door-Stop doors can be ordered with a certificate showing you its individual U value - based on expert data from the Build Research Establishment.

You get the reassurance of knowing your door meets tough new government standards (effective October 2010) as well as proof of how well your door performs at keeping the heat in your home and saving you money on your energy bills.



## GRP - the longest product lifespan



*These are  
Door-Stop doors*

Door Type	Expected Life (Years)	Maintenance
Softwood Door	25	Paint, 5 Years
Hardwood Door	35	Paint, 5 Years
Steel Composite Door	30	Wipe Clean
PVC Composite Door	25	Wipe Clean
<b>GRP Composite Door</b>	<b>35</b>	<b>Wipe Clean</b>
PVC Panel Door	20	Wipe Clean

Information from HAPM (Housing Association Provident Mutual) and BRE (Building Research Establishment)





# Your own work of art

What's your favourite colour? We know you'll have a preferred hue, whether it's extrovert red, calming blue or tranquil green.

Whatever it is, a touch of the bright stuff can help bring your home to life.

And now you can add a splash of colour to your composite door, too.

Like the sound of three drop diamond in blue, red and green? Tempted by our Italian chic Fusion Art range? How about a traditional entrance to your home with English Rose - or perhaps a touch of Art Nouveau with Fleur or Mackintosh Rose?





# Something lovely


You know how you feel when you see something lovely? Like a sunset, or children playing – or a picture of your favourite Hollywood heart throb?

You're going to get that feeling every day with our brass and zinc door art.

The glass is handcrafted using traditional techniques. And like the aforementioned superstars, we demand only the very best. That means our door art is created with cut glass held in strips of real zinc or brass.

It's eco-friendly too. We surround the finished piece of art in an insulated glass unit to make a triple glazed unit. The reduction in heat loss makes it the most energy efficient choice of glass. And because the detail is safely surrounded by glass, it's easy to clean.

With one side made of laminated glass, our door art easily passes the strictest security tests.





# 2 panel 2 arch

*Dated  
design*

*Single  
locking  
point*



*Flimsy panel is  
no deterrent to  
burglars*



*2 panel 2 arch,  
featuring gold hardware and stippolyte  
Mr & Mrs Gdula*





*choose a  
glass pattern*

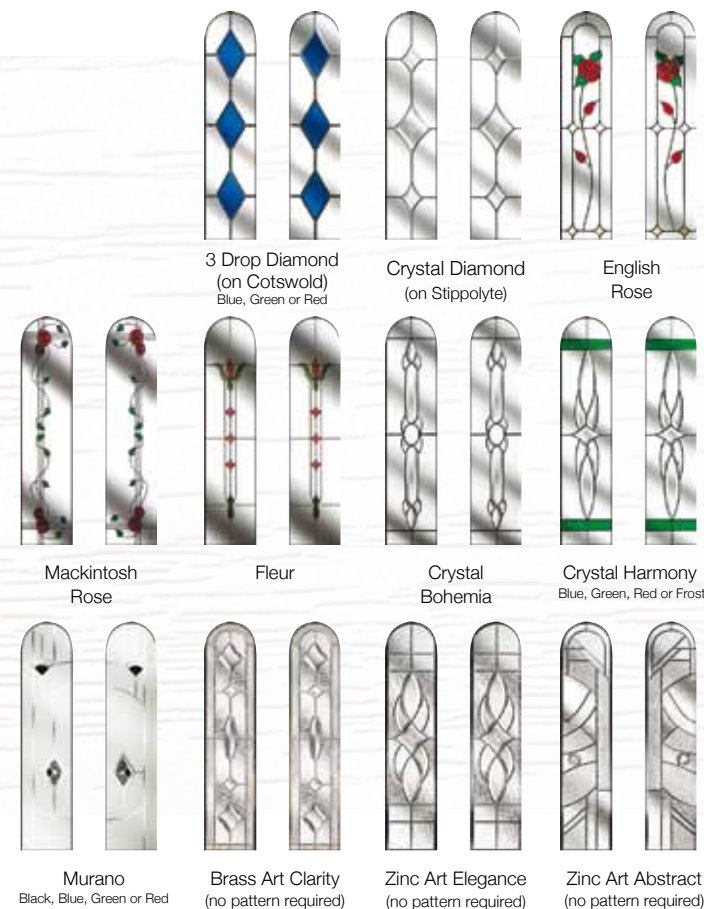


*choose an  
outer door colour  
(white inside)*

*external  
frame  
colour  
(white inside)*



*and/or  
a glass design*



2 panel 2 arch  
in Green with Stippolyte  
Gold hardware

# 2 panel 2 angle



*Tarnished hardware*

*Only one locking point*

*Needs regular painting*

*2 panel 2 angle,  
featuring chrome hardware and crystal harmony  
Mr Castledine*





*choose a  
glass pattern*

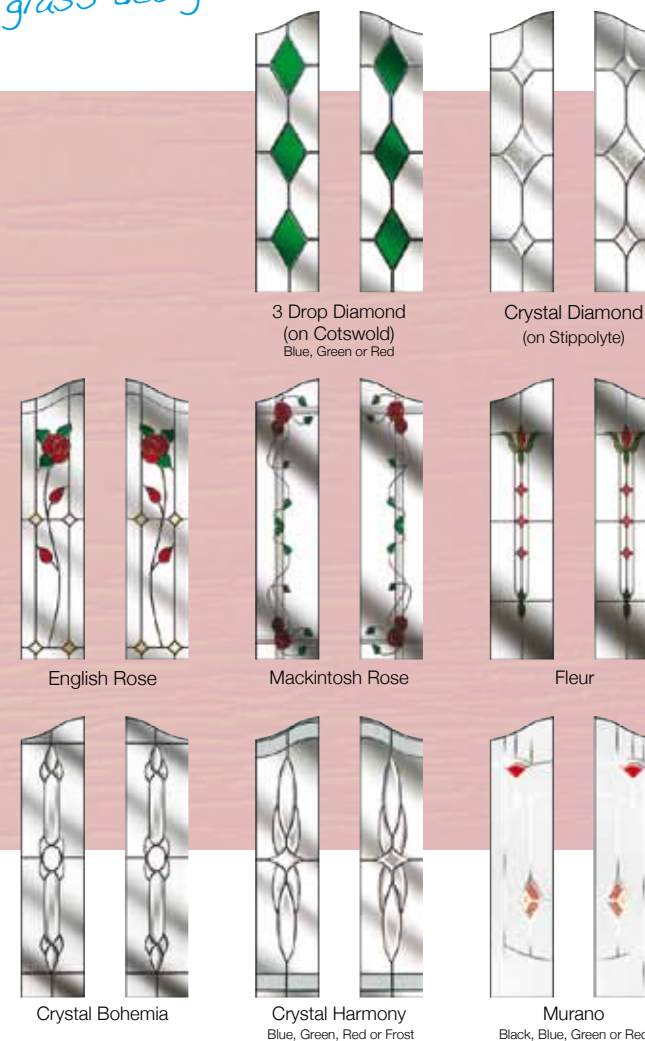


*choose an  
outer door colour  
(white inside)*

*external  
frame  
colour  
(white inside)*



*and/or  
a glass design*



2 panel 2 angle  
in White with Crystal Harmony  
Chrome hardware



# 2 panel 2 square



Door sticks

Needs two different keys

Draughty

2 panel 2 square,  
featuring chrome hardware and 3 drop diamond  
Mr & Mrs Newton-Hewlett



choose a  
glass pattern




choose an  
outer door colour  
(white inside)

external  
frame  
colour  
(white inside)



and/or  
a glass design



2 panel 2 square  
in Red with 3 Drop Diamond (red)  
Chrome hardware



# 4 panel 1 arch



*4 panel 1 arch, featuring gold hardware and zinc art elegance. Mr & Mrs James*



choose a  
glass pattern

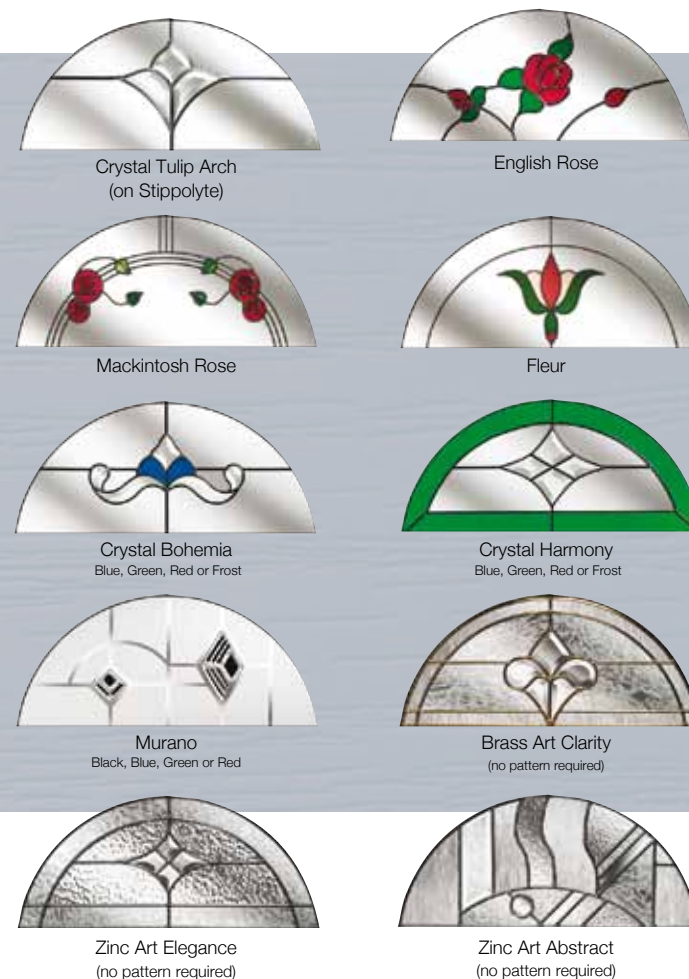


choose an  
outer door colour  
(white inside)

external  
frame  
colour  
(white inside)



and/or  
a glass design



4 panel 1 arch  
in Black with Zinc Art Elegance  
Gold hardware

# 2 panel 1 grill



*Dull  
finish*

*Tarnished  
handle &  
letterplate*

*Draughty*

*2 panel 1 grill,  
featuring gold hardware and minster  
Mrs Else*



*choose a  
glass pattern*



*door only  
available  
in white*

*external  
frame  
colour  
(white inside)*



2 panel 1 grill  
in White with Stippolyte  
Gold hardware




# 2 panel sunburst



*2 panel sunburst, featuring chrome hardware and stippolyte. Mr & Mrs Boaler*


choose a  
glass pattern



door only  
available in  
white



external  
frame  
colour  
(white inside)



2 panel sunburst  
in White with Stippolyte  
Chrome hardware



# 2 panel 2 square 1 arch



*2 panel 2 square 1 arch,  
featuring gold hardware and brass art clarity  
Mr & Mrs Mackenzie*



choose a  
glass pattern



Clear™ Stippolyte™ Autumn™ Minster™




Cotswold™ Taffeta™ Charcoal Sticks™ Contora™



Digital™ Everglade™ Florielle™ Mayflower™



Oak™ Pelerine™ Chantilly™ Warwick™



White Red Green



Blue Black Oak Darkwood



White Mahogany Oak



Whitegrain Cherry Wood Black-brown

choose an  
outer door colour  
(white inside)

external  
frame  
colour  
(white inside)



and/or  
a glass design




Crystal Tulip Arch  
(on Stippolyte)




Crystal Diamond  
(on Stippolyte)



Murano  
Black, Blue, Green or Red



Brass Art Clarity  
(no pattern required)



Zinc Art Elegance  
(no pattern required)



Zinc Art Abstract  
(no pattern required)

2 panel 2 square 1 arch  
in Black with Brass Art Clarity  
Gold hardware



# 2 panel 4 square



*Very high  
threshold*

*Ugly black  
gasket lines*

*Discoloured  
panel*

*2 panel 4 square,  
featuring gold hardware and brass art clarity  
Ms Black*



choose a  
glass pattern



choose an  
outer door colour  
(white inside)

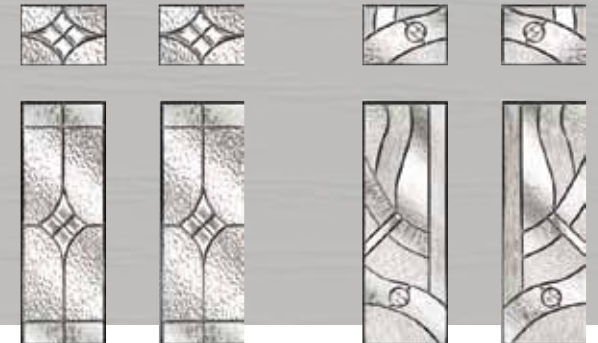
external  
frame  
colour  
(white inside)



or a  
glass design



Brass Art Clarity  
(no pattern required)



Zinc Art Elegance  
(no pattern required)

Zinc Art Abstract  
(no pattern required)

2 panel 4 square  
in Oak with Brass Art Clarity  
Gold hardware



# 4 panel 2 square



*Draughty  
letterbox*

*ugly black  
gasket lines*

*Discoloured  
panel*

*4 panel 2 square,  
featuring chrome hardware and minster  
Mr & Mrs Butler*



choose a  
glass pattern



choose an  
outer door colour  
(white inside)

external  
frame  
colour  
(white inside)



or a  
glass design



Brass Art Clarity  
(no pattern required)



Zinc Art Elegance  
(no pattern required)



Zinc Art Abstract  
(no pattern required)



4 panel 2 square  
in Blue with Minster  
Chrome hardware



# 4 panel sunburst



*4 panel sunburst, featuring gold hardware. Mr & Mrs Hall*

*choose a  
glass pattern*



*choose an  
outer door colour  
(white inside)*

*external  
frame  
colour  
(white inside)*

4 panel sunburst  
in White with Digital glass  
Gold hardware




# 2 panel 1 arch



*2 panel 1 arch, featuring chrome hardware and crystal eternity. Mr Scurrall*

choose a  
glass pattern

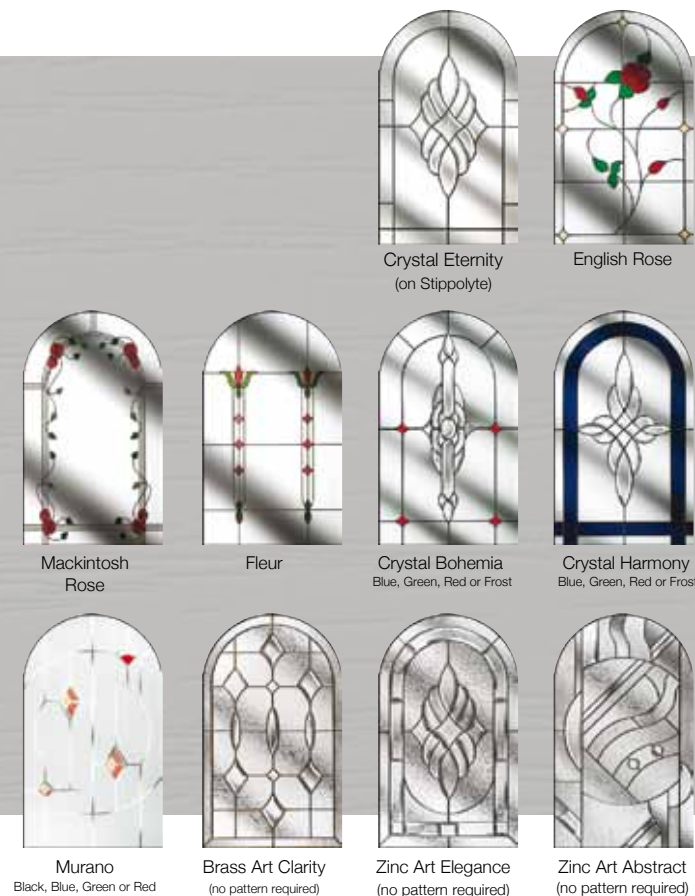


choose an  
outer door colour  
(white inside)

external  
frame  
colour  
(white inside)



and/or  
a glass design



2 panel 1 arch  
in Green with Crystal Eternity  
Chrome hardware



# 2 panel 1 square



*Cheap  
lock*

*Discoloured panel  
& ugly black gasket lines*



*2 panel 1 square, featuring gold hardware and mackintosh rose. Mrs Stanton*

choose a  
glass pattern

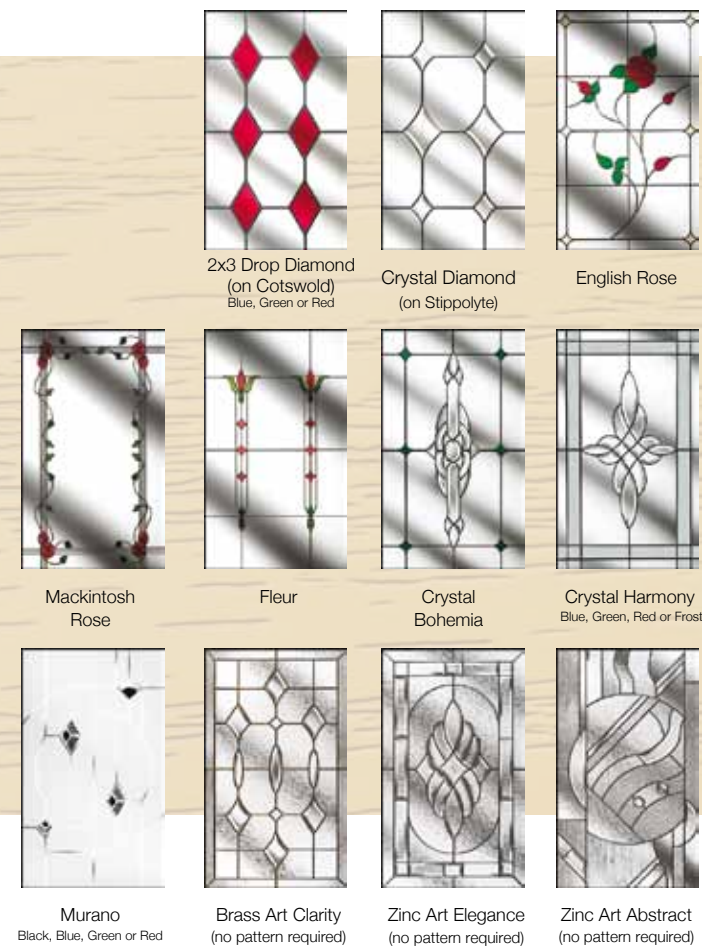


choose an  
outer door colour  
(white inside)

external  
frame  
colour  
(white inside)



and/or  
a glass design

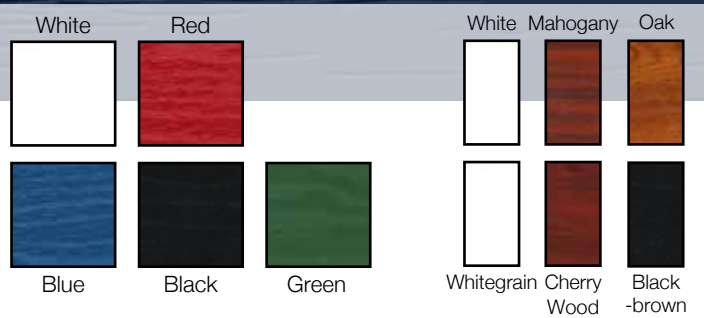


2 panel 1 square  
in Black with Mackintosh Rose  
Gold hardware




# 8 panel 1 square

*choose a glass pattern*



*choose an outer door colour (white inside)*


*external frame colour (white inside)*



English Rose



Mackintosh Rose



Fleur



Brass Art Clarity  
(no pattern required)



Zinc Art Elegance  
(no pattern required)



Zinc Art Abstract  
(no pattern required)

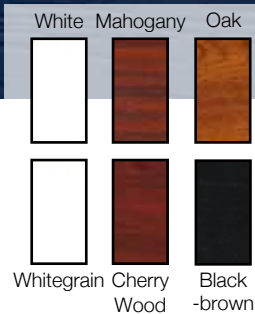
*8 panel 1 square featuring Gold hardware with Stippolyte Ms. Scott*

# 2 panel 1 oval

*choose a glass pattern*



Light Oak

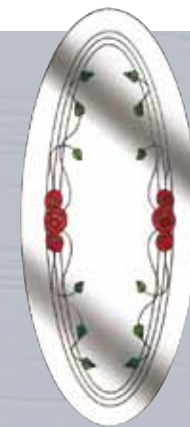


*choose an outer door colour (white inside)*

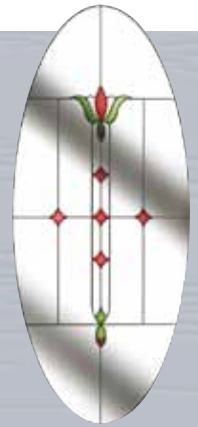
*external frame colour (white inside)*



English Rose



Mackintosh Rose



Fleur



Brass Art Clarity  
(no pattern required)



Zinc Art Elegance  
(no pattern required)



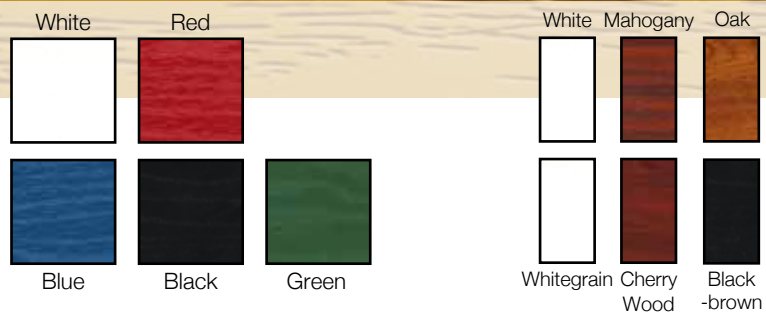
Zinc Art Abstract  
(no pattern required)

2 panel 1 oval  
in Light Oak with Zinc Art Elegance  
Gold hardware



# diamond

*choose a  
glass pattern*




*choose an  
outer door colour  
(white inside)*

*external  
frame  
colour  
(white inside)*



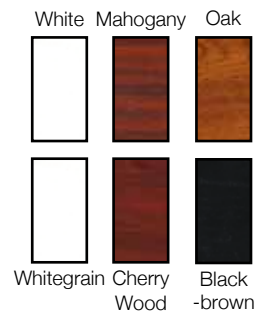
*Diamond featuring  
black hardware and Minster.  
Mrs Price*

# 4 panel



*choose an  
outer door colour  
(white inside)*

*external  
frame  
colour  
(white inside)*



4 panel  
in Darkwood  
Chrome hardware



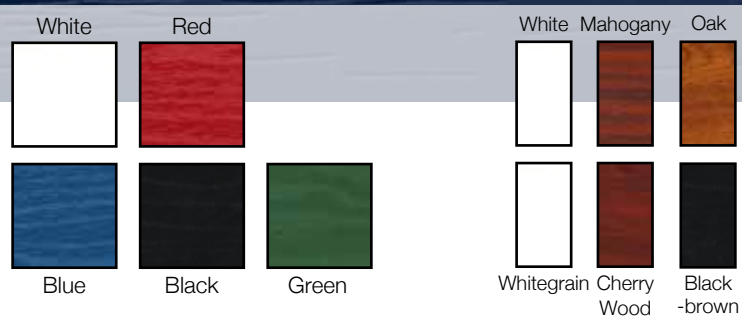
# twin side



*Twin Side,  
featuring chrome hardware and Murano (red)  
Mr & Mrs Harvey*




choose a  
glass pattern



choose an  
outer door colour  
(white inside)

external  
frame  
colour  
(white inside)

and/or  
a glass design



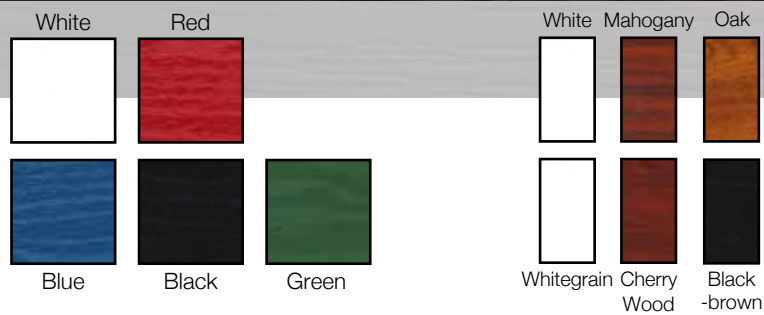
Twin Side  
in Red with Murano (red)  
and Chrome hardware





# 1 square

*choose a  
glass pattern*




*choose an  
outer door colour  
(white inside)*

*external  
frame  
colour  
(white inside)*



*1 square featuring  
black hardware and stippolyte.  
Mr Tatham*

# 6 panel



*choose an  
outer door colour  
(white inside)*

*external  
frame  
colour  
(white inside)*



6 panel  
in Darkwood  
Chrome hardware



# cottage half glaze



*Cheap lock*

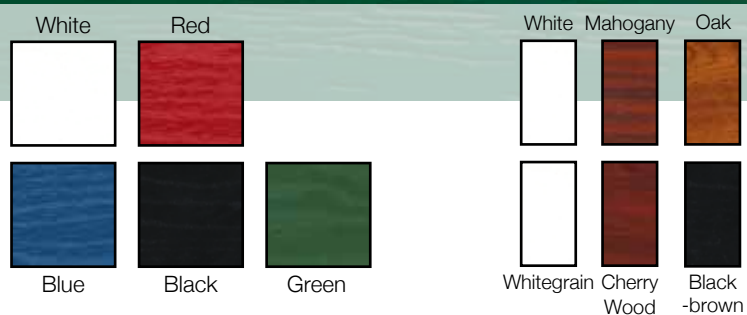
*Discoloured  
panel*

*Ugly black  
gasket lines*

*Cottage half glaze  
featuring black hardware and stippolyte  
Mr & Mrs Yates*



*choose a  
glass pattern*

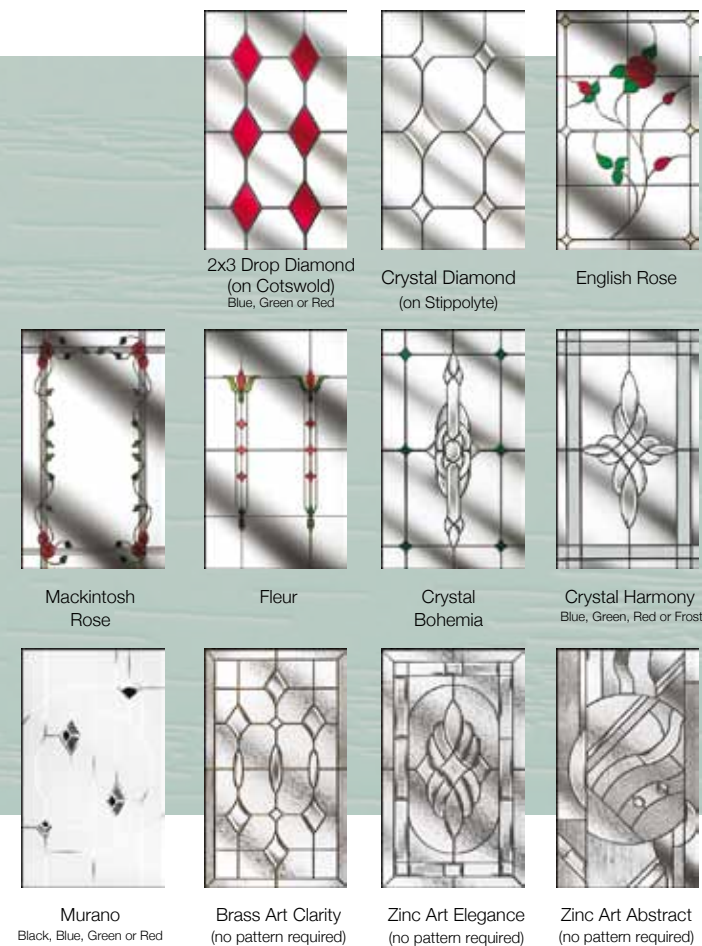


*choose an  
outer door colour  
(white inside)*

*external  
frame  
colour  
(white inside)*



*and/or  
a glass design*



Cottage half glaze  
in White with Stippolyte  
Black hardware

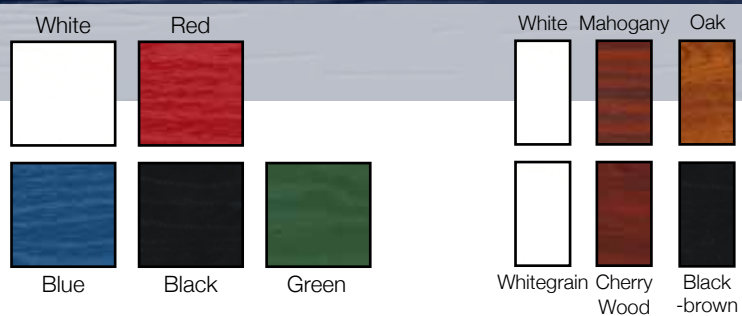


# circle



*Circle, featuring chrome hardware and Crystal Bohemia, MS Baker*

choose a  
glass pattern

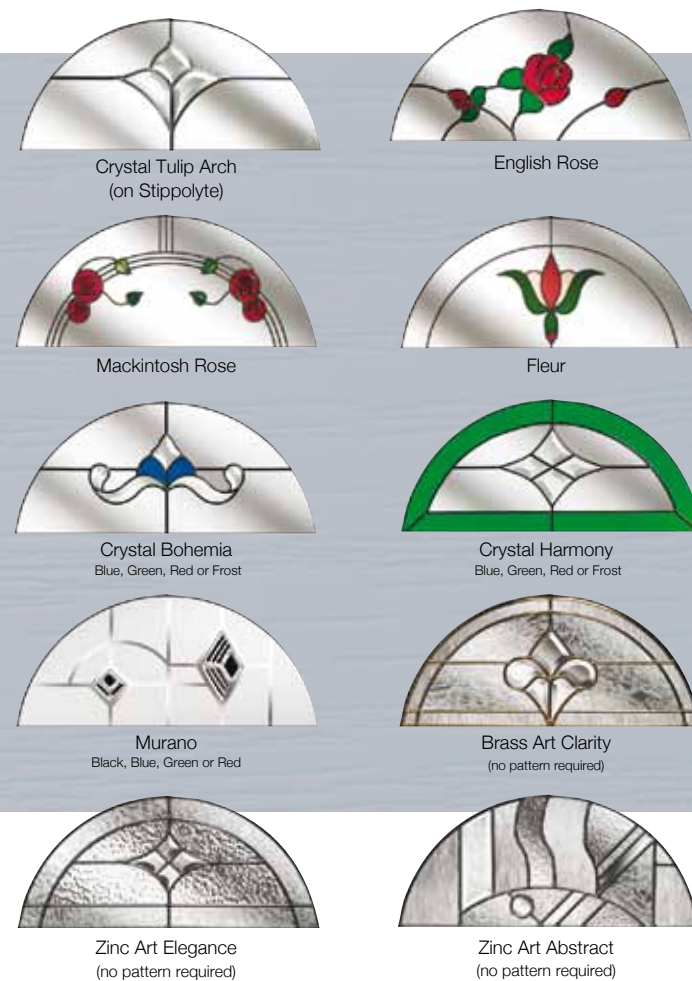


choose an  
outer door colour  
(white inside)

external  
frame  
colour  
(white inside)



and/or  
a glass design

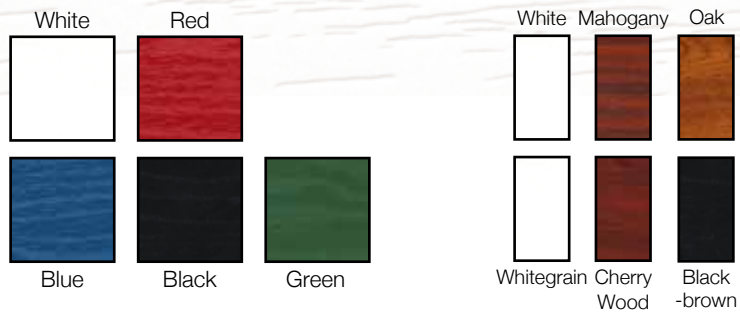


Circle  
in White with Crystal Bohemia  
Chrome hardware



# 3 square

*choose a glass pattern and/or a glass design*



*choose an outer door colour (white inside)*

*external frame colour (white inside)*




Zinc Art Elegance  
(no pattern required)

Zinc Art Abstract  
(no pattern required)

3 square  
in Blue with Minster  
Chrome hardware

# 4 square

*choose a glass pattern and/or a glass design*



*choose an outer door colour (white inside)*



*external frame colour (white inside)*



Zinc Art Elegance  
(no pattern required)

Zinc Art Abstract  
(no pattern required)

4 square  
in Black with Zinc Art Elegance  
and Chrome hardware



# composite side panels

*choose a  
sidepanel style  
from these  
seven designs*



*2 panel 2 square  
with sidepanel  
chrome hardware  
and Murano (blue)  
Ms. Gallagher*



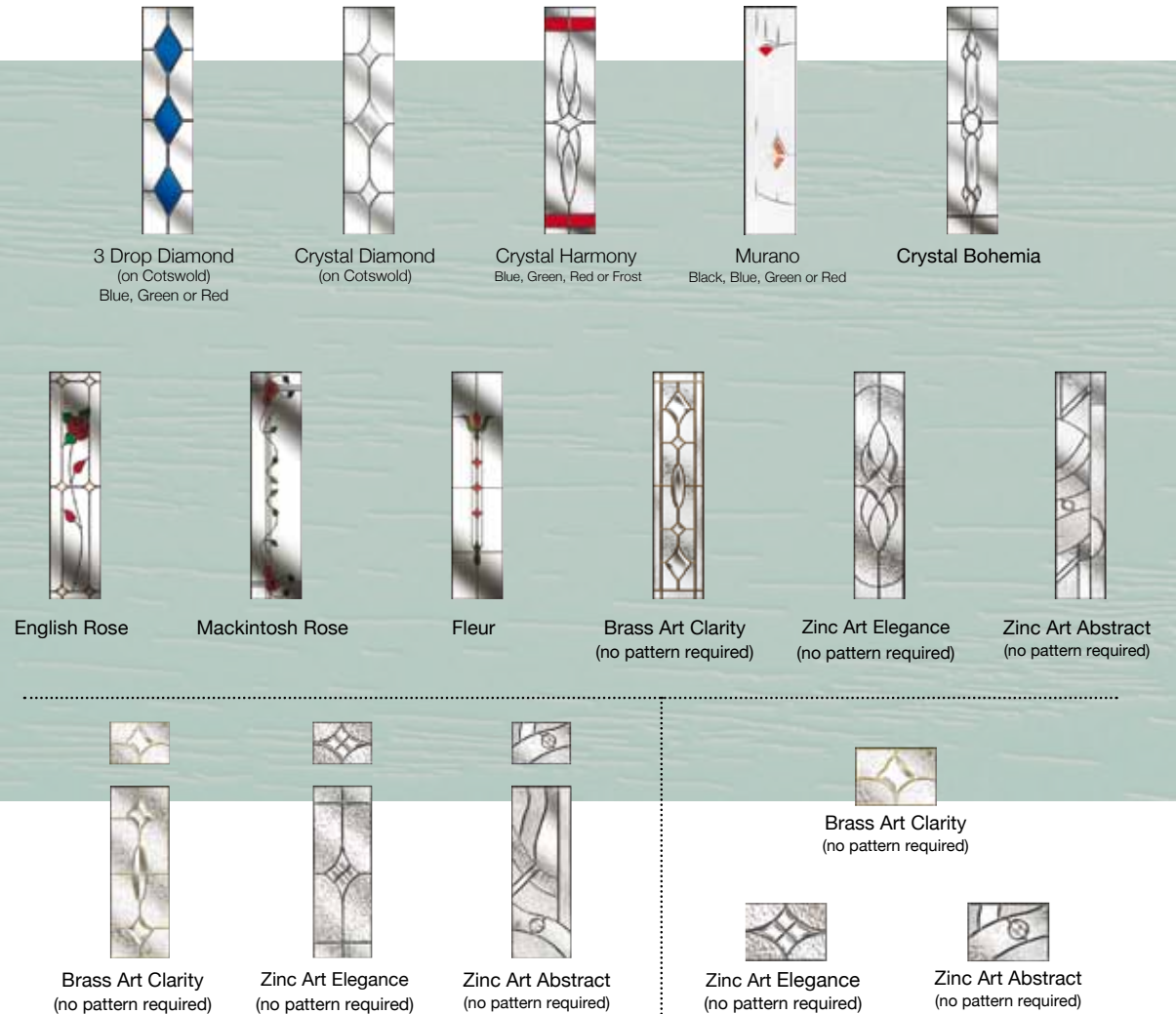
choose a  
glass pattern



choose an  
outer door colour  
(white inside)

external  
frame  
colour  
(white inside)

and/or  
a glass design





# Standard Specification

Door & side panel construction	GRP compression moulded skins. Choice of external colour, white internal. Polyurethane thermally insulated core. ODP = 0. GWP < 5
Locking mechanism	Yale multipoint lock, Secured by Design. Stainless steel austenetic face plate. Inward opening doors tested to BS6375 & PAS024. Fully adjustable keepsets, integral latch snib. Three hook with central latch
PVC outerframe	Dedicated 70mm fully welded chamfered composite door outerframe specifically designed to work with 44mm door leafs
Reinforcing specification	Galvanised steel reinforcement
Top box construction	Single piece welded frame using dedicated composite door 'T' transom
Door slab edging	2mm PVC white edging with ash grain effect embossing on hinge side Aluminium edge-band on lock side Trimmed and radiused edges to match door leaf. CNC routed to match radius of lock faceplate and hinges
Glazing cassette	Colour matched reglazable cassette
Hardware colour	Fully suited in gold, chrome and black
Handle type	Lever/Lever colour suited to hardware selection
Hinge type	3 no. 100mm butt hinges, white
Weather performance	BS6375 on inward opening doors BSI kitemark if flag hinges upgrade is chosen
Security rating	PAS024 on inward opening doors BSI kitemark if flag hinges upgrade is chosen Q-Mark accreditation
Number of keys	3
Glass	24mm double glazed toughened sealed units. 28mm Low E sealed units used in top boxes and fully glazed panels
Standard cylinder	Conforms to PAS024:1999. Anti-bump Complies to Secured by Design Tested to BS EN 1303:2005 Available in nickle and brass
Tolerances	The manufacturing tolerances for composite doors and/or Side panels are compliant with the British Standard requirements of +/- 3mm.

## OPTIONS

Letterplate construction	All metal faceplates and surrounds, suited to match other furniture
Low threshold	Aluminium part 'M' compliant with thermal break and available in silver, gold and black
Extension profile	Available colour matched in measurements of 15mm, 25mm and 50mm
Flag hinge	3 dimension adjustable. Colour suited with hardware
Lever pad handle	Lever/pad and lever split spindle options available, suited to match other furniture







All the information in this book is provided for guidance only and is given in good faith, but without warranty or guarantee of any kind, whether implied or expressed. Our policy is to continually improve products, therefore methods, materials and changes of specification may be made from time to time without prior notice. Colour samples printed in this publication should only be used as a guide and are as accurate as our printing process allows.

<sup>TM</sup>Glass pattern names are the trade mark of Pilkington plc. The images are reproduced and the © copyright of Pilkington plc.

We would like to thank our customers who very kindly gave us permission to photograph their homes.

[WWW.JACKSONWINDOWS.CO.UK](http://WWW.JACKSONWINDOWS.CO.UK)